

Format of Holding of Specified securities


1. Name of Listed Entity: RATTANINDIA INFRASTRUCTURE LIMITED
2. Scrip Code/Name of Scrip/Class of Security: 534597/RTNINFRA/EQUITY
3. Share Holding Pattern Filed under: Reg-31(1)(a)/Reg.31(1)(b)/Reg.31(1)(c)
 - a. if under 31(1)(b) then indicate the report for quarter ending 31/12/2018
 - b. if under 31(1)(c) then indicate date of allotment/extinguishment : N.A.

4. Declaration : The Listed entity is required to submit the following declaration to the extent of submission of information:

Particulars	YES*	NO*
a. Whether the Listed Entity has issued any partly paid up shares		NO
b. Whether the Listed Entity has issued any Convertible Securities or Warrants?		NO
c. Whether the Listed Entity has any shares against which depository receipts are issued?	YES	NO
d. Whether the Listed Entity has any shares in locked-in?		NO
e. Whether any shares held by promoters are pledged or otherwise encumbered?		NO
f. Whether Company has Equity Shares with differential voting rights?		NO

*If the Listed Entity selects the option 'NO' for the questions above, the columns for the partly paid up shares, Outstanding Convertible Securities/Warrants, depository receipts, locked-in shares, No of shares pledged or otherwise encumbered by promoters, as applicable, shall not be displayed at the time of dissemination on the Stock Exchange website. Also wherever there is 'No' declared by Listed entity in above table the values will be considered as 'Zero' by default on submission of the format of holding of specified securities.

5. The tabular format for disclosure of holding of specified securities is as follows:



RattanIndia Infrastructure Limited

(Formerly Indiabulls Infrastructure and Power Ltd.)

Registered Office: 5th Floor, Tower-B, Worldmark 1, Aerocity, New Delhi -110037

Tel: +91 11 66612666 Fax: +91 11 66612777

Website: www.rattanindia.com/ril

CIN: L40101DL2010PLC210263

Table 1 - Summary Statement holding of specified securities

Category	Category of Shareholder	No of Shareholders	No of fully paid-up equity shares held	No of Partly paid-up equity shares held	No of Shares Underlying Depository Receipts	Total No of Shares held (VII) = (V)+(VI)	Shareholding as a % of total no of shares as a % of (A+B+C2)	Number of Voting Rights held in each class of securities			No of Shares Underlying Outstanding convertible securities (including Warrants)	Shareholding as a % assuming full conversion of convertible Securities (as a percentage of diluted share capital)	Number of locked in Shares	Number of Shares pledged or otherwise encumbered	Number of equit; shares held in dematerialized form
								Class X	Class Y	Total					
(I)	(II)	(III)	(IV)	(V)	(VI)	(VII)	(VIII)	Class X	Class Y	Total	(IX)	(X)	(XI)	(XII)	(XIV)
(A)	Promoter & Promoter Group	4	1032326772	0	0	1032326772	75.00	1032326772	0	1032326772	0	0	0	0	1032326772
(B)	Public	75278	344412554	0	0	344412554	25.00	344412554	0	344412554	0	0	0	0	344412554
(C)	Non Promoter-Non Public	1	0	0	4620266	4620266	0.00	0	0	4620266	0	0	0	0	4620266
(C1)	Shares underlying EPS	1	0	0	4620266	4620266	0.00	0	0	4620266	0	0	0	0	4620266
(C2)	Shares held by Employees Trusts	0	0	0	0	0	0.00	0	0	0	0	0	0	0	0
	Total	75283	1377649326	0	4620266	1382269592	100.00	1377649326	0	1377649326	0	100.00	0	0	1382269592




Table II - Statement showing shareholding pattern of the Promoter and Promoter Group

Category	Category & Name of the Shareholder	PAN	No of Shareholders	No of fully paid up equity shares held	No of Partly paid-up equity shares held	No of Shares Underlying Depository Receipts	Total No of Shares Held (IV+V+VI)	Shareholding as a % of total no. of Shares (VII+VIII) As a % of (A+B+C2)	Number of Voting Rights held in each class of securities			No of Shares Underlying Outstanding securities (including Warrants)	Shareholding as a % assuming full conversion of convertible securities (as a percentage of diluted share capital) (VII)+(X) As a % of (A+B+C2)	Number of Locked in Shares	Number of Shares pledged or otherwise encumbered	Number of equity shares held in dematerialised form
									Class X	Class Y	Total					
	(i)	(ii)	(iii)	(iv)	(v)	(vi)	(vii)	(viii)	(ix)	(x)	(xi)	(xii)	(xiii)	(xiv)	(xv)	
(a)	Indian															
(a)	Individual/Hindi, Undivided Family		1	1770000	0	0	1770000	0.13	1770000	0	0	0.13	0	0	0	1770000
(a)	RAJIV RATTAN	A5F98357D	1	1770000	0	0	1770000	0.13	1770000	0	0	0.13	0	0	0	1770000
(b)	Central Government/State Government(s)		0	0	0	0	0	0.00	0	0	0	0.00	0	0	0	0
(c)	Financial Institution/Banks		0	0	0	0	0	0.00	0	0	0	0.00	0	0	0	0
(d)	Any Other		3	1031466772	0	0	1031466772	74.87	1031466772	0	0	74.87	0	0	0	1031466772
(d)	WANTRA ENERGIES PRIVATE LIMITED	AAACY264H	1	104765484	0	0	104765484	7.60	104765484	0	0	7.60	0	0	0	104765484
(d)	LAUREL ENERGIES PRIVATE LIMITED	AAACU289M	1	543338386	0	0	543338386	39.44	543338386	0	0	39.44	0	0	0	543338386
(d)	LAUREL CONSULTANCY LLP	ABC7A7647C	1	383526292	0	0	383526292	27.83	383526292	0	0	27.83	0	0	0	383526292
(d)	Sub-total (All)		4	1031236772	0	0	1031236772	75.00	1031236772	0	0	75.00	0	0	0	1031236772
(e)	Individuals (Non-Resident Individuals)/Foreign Individuals		0	0	0	0	0	0.00	0	0	0	0.00	0	0	0	0
(f)	Government		0	0	0	0	0	0.00	0	0	0	0.00	0	0	0	0
(g)	Institutions		0	0	0	0	0	0.00	0	0	0	0.00	0	0	0	0
(h)	Foreign Portfolio Investor		0	0	0	0	0	0.00	0	0	0	0.00	0	0	0	0
(i)	Any Other		0	0	0	0	0	0.00	0	0	0	0.00	0	0	0	0
(j)	Sub-Total (All)		0	0	0	0	0	0.00	0	0	0	0.00	0	0	0	0
(k)	Total Shareholding of Promoter and Promoter Group (All (All) (All))		4	1031236772	0	0	1031236772	75.00	1031236772	0	0	75.00	0	0	0	1031236772




Table III - Statement showing shareholding pattern of the Public shareholder

Category	Category & Name of the Shareholder	PAN	No of Shareholders	No of fully paid up equity shares held	No of Partly paid-up equity shares held	No of Shares Underlying Depository Receipts	Total No of Shares Held (A+B+C+D)	Shareholding as a % of total no of shares (A+B+C+D)	Number of Voting Rights			Total as a % of (A+B+C+D)	No of Shares Underlying Outstanding convertible Securities (Including Warrants)	Shareholding as a % assuming full conversion of convertible Securities (diluted share capital)	Number of Locked in Shares		Number of Shares pledged or otherwise encumbered	Number of equity shares held in dematerialized form
									Class X	Class Y	Class Z				As a % of total Shares held	No.		
(1)	Institutions	(I)	(II)	(IV)	(V)	(VI)	(VII)	(VIII)	(IX)	(X)	(XI)	(XII)	(XIII)	(XIV)	(XV)	(XVI)	(XVII)	(XVIII)
(a)	Mutual Funds		0	0	0	0	0	0.00	0	0	0	0.00	0	0.00	0	0.00	0	0
(b)	Foreign Venture Capital Investors		0	0	0	0	0	0.00	0	0	0	0.00	0	0.00	0	0.00	0	0
(c)	Alternative Investment Funds		0	0	0	0	0	0.00	0	0	0	0.00	0	0.00	0	0.00	0	0
(d)	Foreign Portfolio Investors & Foreign Institutional Investors		16	21,84,243	0	0	21,84,243	8.84	12,18,42,275	0	12,18,42,275	8.84	0	0.00	0	0.00	0	0
(e)	GLOBAL OPPORTUNITIES LIMITED		1	51,39,476	0	0	51,39,476	2.02	1,46,05,048	0	1,46,05,048	1.06	0	0.00	0	0.00	0	0
(f)	GLOBAL OPPORTUNITIES LIMITED		1	3,65,048	0	0	3,65,048	0.14	1,46,05,048	0	1,46,05,048	1.06	0	0.00	0	0.00	0	0
(g)	THE GREAT INFRASTRUCTURE TRUST		1	1,46,05,048	0	0	1,46,05,048	5.68	2,62,10,096	0	2,62,10,096	1.98	0	0.00	0	0.00	0	0
(h)	SCORCOR INVESTMENT ENTERPRISE LIMITED		2	2,62,10,096	0	0	2,62,10,096	10.36	3,48,59,343	0	3,48,59,343	2.58	0	0.00	0	0.00	0	0
(i)	Financial Institutions/Banks		0	0	0	0	0	0.00	0	0	0	0.00	0	0.00	0	0.00	0	0
(j)	Insurance Companies		0	0	0	0	0	0.00	0	0	0	0.00	0	0.00	0	0.00	0	0
(k)	Provident Funds/Pension Funds		0	0	0	0	0	0.00	0	0	0	0.00	0	0.00	0	0.00	0	0
(l)	Sub Total (I)(a) to (j)		18	22,84,275	0	0	22,84,275	8.84	12,18,42,275	0	12,18,42,275	8.84	0	0.00	0	0.00	0	0
(m)	General Government/State Government(s)/President of India		0	0	0	0	0	0.00	0	0	0	0.00	0	0.00	0	0.00	0	0
(n)	Sub Total (II)		0	0	0	0	0	0.00	0	0	0	0.00	0	0.00	0	0.00	0	0
(o)	Non-Institutions		0	0	0	0	0	0.00	0	0	0	0.00	0	0.00	0	0.00	0	0
(p)	Individual Shareholders holding nominal share capital up to Rs. 2 Lakhs		73,88	10,74,60,76	0	0	10,74,60,76	4.02	5,33,31,54	0	5,33,31,54	4.02	0	0.00	0	0.00	0	0
(q)	Individual Shareholders holding nominal share capital in excess of Rs. 2 Lakhs		187	5,33,31,54	0	0	5,33,31,54	2.01	1,07,46,07,6	0	1,07,46,07,6	8.04	0	0.00	0	0.00	0	0
(r)	NBFCs Registered with RBI		5	21,84,6	0	0	21,84,6	0.01	21,84,6	0	21,84,6	0.02	0	0.00	0	0.00	0	0
(s)	Employee Trusts		0	0	0	0	0	0.00	0	0	0	0.00	0	0.00	0	0.00	0	0
(t)	Overseas Depositories (Holding DRs) (Bairuines, Inuce)		0	0	0	0	0	0.00	0	0	0	0.00	0	0.00	0	0.00	0	0
(u)	Any Other		0	0	0	0	0	0.00	0	0	0	0.00	0	0.00	0	0.00	0	0
(v)	Sub Total (III)		2	2,09,41,55	0	0	2,09,41,55	0.81	2,09,41,55	0	2,09,41,55	1.52	0	0.00	0	0.00	0	0
(w)	GRAND TOTAL		2	2,09,41,55	0	0	2,09,41,55	0.81	2,09,41,55	0	2,09,41,55	1.52	0	0.00	0	0.00	0	0
(x)	NON RESIDENT INDIANS		500	3,46,05,94	0	0	3,46,05,94	1.41	3,46,05,94	0	3,46,05,94	2.62	0	0.00	0	0.00	0	0
(y)	CLEARING MEMBERS		43	1,38,883	0	0	1,38,883	0.05	1,38,883	0	1,38,883	0.08	0	0.00	0	0.00	0	0
(z)	NON RESIDENT INDIAN NON REPATRIABLE		240	1,66,807	0	0	1,66,807	0.12	1,66,807	0	1,66,807	0.12	0	0.00	0	0.00	0	0
(aa)	BODIES CORPORATE		685	2,63,75,451	0	0	2,63,75,451	10.24	2,63,75,451	0	2,63,75,451	19.91	0	0.00	0	0.00	0	0
(ab)	Sub Total (IV)		75,80	23,59,92,79	0	0	23,59,92,79	9.16	23,59,92,79	0	23,59,92,79	70.45	0	0.00	0	0.00	0	0
(ac)	Total Public Shareholding (I) + (II) + (III) + (IV)		79,728	34,44,13,554	0	0	34,44,13,554	13.00	34,44,13,554	0	34,44,13,554	25.00	0	0.00	0	0.00	0	0






Table IV - Statement showing shareholding pattern of the Non Promoter - Non Public Shareholder

Category	Category & Name of the Shareholder	PAN	No of Shareholders	No of fully paid up equity shares held	No of partly paid up equity shares held	No of Shares Underlying Depository Receipts	Total No of Shares Held (V+V1+V2)	Shareholding as a % of total no of shares (A+B+C)	Number of Voting Rights held in each class of securities			No of Shares Underlying Outstanding convertible securities (including Warrants)	Shareholding as a % conversion of convertible Securities (as a percentage of diluted share capital)	Number of Locked in Shares		Number of Shares pledged or otherwise encumbered	Number of equity shares held in dematerialized form
									Class X	Class Y	Total			No.	As a % of total No. Shares held		
(1)	Curator/DR Holder	(i)	(ii)	(iv)	(v)	(vi)	(vii)	(viii)	(ix)	(x)	(xi)	(xii)	(xiii)	(xiv)	(xv)	(xvi)	(xvii)
	DEUTSCHE BANK TRUST COMPANY AMERICAS	AACCD8888E	1	0	0	4620266	4620266	0.00	0	0	0	0	0.00	0	0	0	4620266
(2)	Employee Benefit Trust (Under SEBI Share based Employee Benefit) Regs.		0	0	0	4620266	4620266	0.00	0	0	0	0	0.00	0	0	0	4620266
	Total Non-Promoter-Non Public Shareholding (C) i.e. (1)+(2)		1	0	0	4620266	4620266	0.00	0	0	0	0	0.00	0	0	0	4620266



Details of the shareholders acting as persons in Concert including their Shareholding:			
Name of Shareholder	Name of PAC	No of shares	Holding%
Total:		0	0



Details of Shares which remain unclaimed may be given hear along with details such as number of shareholders,	
No of Shareholders	No of shares
28	2780

