



INDEPENDENT AUDITOR'S REPORT

TO THE MEMBERS OF NEOTEC INSURANCE BROKERS LIMITED

Report on the Audit of the Ind AS Financial Statements

Opinion

We have audited the accompanying financial statements of **NEOTEC INSURANCE BROKERS LIMITED** ("the Company"), which comprise the Balance Sheet as at March 31, 2024, and the Statement of Profit and Loss (including Other Comprehensive Income), the Cash Flow Statement, the Statement of Changes in Equity for the year then ended, and a summary of significant accounting policies and other explanatory information, for the year ended on that date.

In our opinion and to the best of our information and according to the explanations given to us, the aforesaid financial statements give the information required by the Companies Act, 2013 ("the Act") in the manner so required and give a true and fair view in conformity with the Indian Accounting Standards prescribed under Section 133 of the Act read with the Companies (Indian Accounting Standards) Rules, 2015, as amended, ("Ind AS") and other accounting principles generally accepted in India, of the state of affairs of the Company as at March 31, 2024, and its profit, total comprehensive income, its cash flows and the changes in equity for the year ended on that date.

Basis for Opinion

We conducted our audit of the financial statements in accordance with the Standards on Auditing specified under Section 143(10) of the Act (SAs). Our responsibilities under those Standards are further described in the Auditors' Responsibility for the Audit of the Financial Statements section of our report. We are independent of the Company in accordance with the Code of Ethics issued by the Institute of Chartered Accountants of India (ICAI) together with the ethical requirements that are relevant to our audit of the financial statements under the provisions of the Act and the Rules made thereunder, and we have fulfilled our other ethical responsibilities in accordance with these requirements and the ICAI's Code of Ethics. We believe that the audit evidence obtained by us is sufficient and appropriate to provide a basis for our audit opinion on the financial statements.

Information other than the financial Statements and Auditor's Report thereon

The Company's Board of Directors is responsible for the other information. The other information comprises the information included in annual report but does not include the financial statements and our auditor's report thereon.

Our opinion on the financial statements does not cover the other information and we do not express any form of assurance conclusion thereon.

In connection with our audit of the financial statements, our responsibility is to read the other information and, in doing so, consider whether the other information is materially inconsistent with the financial statements or our knowledge obtained during the course of our audit or otherwise appears to be materially misstated.

The Annual Report is not made available to us at the date of this auditor's report. We have nothing to report in this regard.



Management's Responsibility for the financial Statements

The Company's Board of Directors is responsible for the matters stated in section 134(5) of the Act with respect to the preparation of these financial statements that give a true and fair view of the financial position, financial performance including other comprehensive income, cash flows and changes in equity of the Company in accordance with the Ind AS and other accounting principles generally accepted in India. This responsibility also includes maintenance of adequate accounting records in accordance with the provisions of the Act for safeguarding the assets of the Company and for preventing and detecting frauds and other irregularities; selection and application of appropriate accounting policies; making judgments and estimates that are reasonable and prudent; and design, implementation and maintenance of adequate internal financial controls, that were operating effectively for ensuring the accuracy and completeness of the accounting records, relevant to the preparation and presentation of the Ind AS financial statements that give a true and fair view and are free from material misstatement, whether due to fraud or error.

In preparing the financial statements, management is responsible for assessing the Company's ability to continue as a going concern, disclosing, as applicable, matters related to going concern and using the going concern basis of accounting unless management either intends to liquidate the Company or to cease operations, or has no realistic alternative but to do so.

Those Board of Directors are also responsible for overseeing the Company's financial reporting process.

Auditor's Responsibilities for the Audit of financial Statements

Our objectives are to obtain reasonable assurance about whether the financial statements as a whole are free from material misstatement, whether due to fraud or error, and to issue an auditor's report that includes our opinion. Reasonable assurance is a high level of assurance, but is not a guarantee that an audit conducted in accordance with SAs will always detect a material misstatement when it exists. Misstatements can arise from fraud or error and are considered material if, individually or in the aggregate, they could reasonably be expected to influence the economic decisions of users taken on the basis of these financial statements.

As part of an audit in accordance with SAs, we exercise professional judgment and maintain professional skepticism throughout the audit. We also:

- Identify and assess the risks of material misstatement of the financial statements, whether due to fraud or error, design and perform audit procedures responsive to those risks, and obtain audit evidence that is sufficient and appropriate to provide a basis for our opinion. The risk of not detecting a material misstatement resulting from fraud is higher than for one resulting from error, as fraud may involve collusion, forgery, intentional omissions, misrepresentations, or the override of internal control.
- Obtain an understanding of internal financial controls relevant to the audit in order to design audit procedures that are appropriate in the circumstances. Under section 143(3)(i) of the Act, we are also responsible for expressing our opinion on whether the Company has adequate internal financial controls system in place and the operating effectiveness of such controls.
- Evaluate the appropriateness of accounting policies used and the reasonableness of accounting estimates and related disclosures made by management.
- Conclude on the appropriateness of management's use of the going concern basis of accounting and, based on the audit evidence obtained, whether a material uncertainty exists related to events



g) With respect to the other matters to be included in the Auditor's Report in accordance with Rule 11 of the Companies (Audit and Auditors) Rules, 2014 as amended, in our opinion and to the best of our information and according to the explanations given to us:

- There is no pending litigation which would impact its financial position as on March 31, 2024;
 - The Company did not have any long-term contracts including derivative contracts for which there were any material foreseeable losses;
 - There were no amounts, which were required to be transferred to the investor Education and Protection Fund by the Company.
 -
- (a) The Management has represented that, to the best of its knowledge and belief, no funds (which are material either individually or in the aggregate) have been advanced or loaned or invested (either from borrowed funds or share premium or any other sources or kind of funds) by the Company to or in any other person or entity, including foreign entity ("Intermediaries"), with the understanding, whether recorded in writing or otherwise, that the Intermediary shall, whether, directly or indirectly lend or invest in other persons or entities identified in any manner whatsoever by or on behalf of the Company ("Ultimate Beneficiaries") or provide any guarantee, security or the like on behalf of the Ultimate Beneficiaries;
- (b) The Management has represented, that, to the best of its knowledge and belief, no funds (which are material either individually or in the aggregate) have been received by the Company from any person or entity, including foreign entity ("Funding Parties"), with the understanding, whether recorded in writing or otherwise, that the Company shall, whether, directly or indirectly, lend or invest in other persons or entities identified in any manner whatsoever by or on behalf of the Funding Party ("Ultimate Beneficiaries") or provide any guarantee, security or the like on behalf of the Ultimate Beneficiaries;
- (c) Based on the audit procedures that have been considered reasonable and appropriate in the circumstances, nothing has come to our notice that has caused us to believe that the representations under sub-clause (i) and (ii) of Rule 11(e), as provided under (a) and (b) above, contain any material misstatement.
- The Company has not declared/paid dividend during the year, accordingly compliance u/s 123 of the Act is not applicable to the company.
 - Based on our examination which included test checks, the Company has used accounting software for maintaining its books of account for the financial year ended March 31, 2024, which has a feature of recording audit trail (edit log) facility and the same has operated throughout the year for all relevant transactions recorded in the respective software. Further, during the course of our audit we did not come across any instance of audit trail feature being tampered with.



As per proviso to Rule 3(1) of the Companies (Accounts) Rules, 2014 is applicable from April 01, 2023, reporting under Rule 11(g) of the Companies (Audit and Auditors) Rules, 2014 on preservation of audit trail as per the statutory requirements for record retention is not applicable for the financial year ended March 31, 2024.

For MRKS And Associates
Chartered Accountants
FRN: 023711N



Kamal Ahuja
(Partner)
M. No. 505788
Place: New Delhi
Date: May 24, 2024
UDIN: 24505788 BKBGTR9298

ANNEXURE-A TO THE INDEPENDENT AUDITOR'S REPORT OF EVEN DATE TO THE MEMBERS OF NEOTEC INSURANCE BROKERS LIMITED, ON THE FINANCIAL STATEMENTS FOR THE YEAR ENDED MARCH 31, 2024

(Referred to in paragraph 1 under 'Report on Other Legal and Regulatory Requirements' section of our report of even date)

To the best of our information and according to the explanations provided to us by the Company and the books of account and records examined by us in the normal course of audit, we state that:

- i) (a) (A) The Company does not have any Property, Plant and Equipment and with respect to Right-to-use asset, it has maintained proper records showing full particulars, including quantitative details and situation of Right-to-use asset.
(B) The Company does not have any intangible assets, accordingly reporting under clause 3(i)(a)(B) is not applicable.

(b) The Right-to-use asset has been physically verified by the management during the year and no material discrepancies were noticed on such verification. In our opinion, the frequency of verification of the Property, plant and equipment is reasonable having regard to the size of the Company and the nature of its assets.

(c) The Company does not have any immovable properties (which are included under the head 'Property, plant and equipment') and hence reporting under clause 3A)(i)(c) is not applicable.

(d) The Company has not revalued its Right-to-use assets during the year.

(e) No proceedings have been initiated during the year or are pending against the Company as at March 31, 2024 for holding any benami property under the Benami Transactions (Prohibition) Act, 1988 (as amended in 2016) and rules made thereunder.
- ii) (a) The Company does not have any inventory and hence reporting under clause 3(ii)(a) of the Order is not applicable.

(b) The Company has not been sanctioned working capital limits in excess of ₹ 5 crore, in aggregate, at any points of time during the year, from banks or financial institutions on the basis of security of current assets and hence reporting under clause 3(ii)(b) of the Order is not applicable.
- iii) The Company has not granted any loan, secured or unsecured to companies, firms, Limited Liability Partnerships (LLPs) or other parties covered in the register maintained under Section 189 of the Act. Accordingly, the provisions of clause 3(iii) of the Order are not applicable.
- iv) The company has not granted any loan, made investment or provide any guarantee or security during the audit period, accordingly clause 3(iv) of the Order is not applicable.
- v) In our opinion and according to the information and explanations given to us, the Company has not accepted any deposits within the meaning of Sections 73 to 76 of the Act and the Companies (Acceptance of Deposits) Rules, 2014 (as amended). Accordingly, the provisions of clause 3(v) of the Order are not applicable.



- vi) The maintenance of cost records has not been specified by the Central Government under sub-section (1) of section 148 of the Companies Act, 2013 for the business activities carried out by the Company. Hence, reporting under clause (vi) of the Order is not applicable to the Company.
- vii) (a) According to the information and explanations given to us and on the basis of our examination of the records, the Company is generally regular in depositing undisputed statutory dues, as applicable, to the appropriate authorities. According to the information and explanations given to us, no undisputed amounts payable in respect of Goods and Service Tax, Provident Fund, Employee's State Insurance, Income-tax, Sales-tax, Service tax, Duty of Customs, Duty of Excise, Value Added Tax and Cess and other statutory dues are in arrears, as at March 31, 2024 for a period of more than six months from the date they became payable.
- (b) According to the information and explanations given to us and the records of the Company examined by us, as at March 31, 2024, there are no amount payable in respect of Goods and Service Tax or sales tax or service tax or duty of customs or duty of excise or value added tax which have not been deposited on account of any dispute.
- viii) There were no transactions relating to previously unrecorded income that have been surrendered or disclosed as income during the year in the tax assessments under the Income Tax Act, 1961 (43 of 1961).
- ix) (a) The Company has not taken any loans or other borrowings from any lender. Hence reporting under clause 3(ix)(a) of the Order is not applicable.
- (b) The Company has not been declared willful defaulter by any bank or financial institution or government or any government authority.
- (c) The Company has not taken any term loan during the year and there is no outstanding term loans at the end of the year and hence, reporting under clause 3(ix)(c) of the Order is not applicable.
- (d) The Company has not raised funds on short-term basis during the year and hence, reporting under clause 3(ix)(d) of the Order is not applicable.
- (e) Since, the company does not have any subsidiary, accordingly reporting under clause 3(ix)(e) is not applicable to the company.
- (f) The company has not raised loans during the year on the pledge of securities held in its subsidiaries, joint ventures or associate companies.
- x) (a) The Company has not raised moneys by way of initial public offer or further public offer (including debt instruments) and do not have any term loans outstanding during the year. Accordingly, the provisions of clause 3(x)(a) of the Order is not applicable.
- (b) During the year, the Company has not made any preferential allotment or private placement of shares or convertible debentures (fully or partly or optionally) and hence reporting under clause 3(x)(b) of the Order is not applicable.
- xi) (a) To the best of our knowledge and according to the information and explanation given to us, no fraud by the Company or on the company by its officers or employees has been noticed or reported during the period covered by our audit.



(b) No report under sub-section (12) of section 143 of the Companies Act has been filed in Form ADT-4 as prescribed under rule 13 of Companies (Audit and Auditors) Rules, 2014 with the Central Government, during the year and upto the date of this report.

(c) As informed, there is no complaint received from whistle blower by the Company during the year (and upto the date of this report), and hence reporting under clause 3(xi)(c) is not applicable to the company.

xii) In our opinion, the Company is not a Nidhi Company. Accordingly, provisions of clause 3(xii) of the Order are not applicable.

xiii) In our opinion and according to the information and explanation given to us, the company is in compliance with Sections 177 and 188 of Act, where applicable, for all transactions with the related parties and the details of related party transactions have been disclosed in the financial statements as required by the applicable Ind AS.

xiv) (a) In our opinion and based on our examination, the company does not have an internal audit system and is not required to have an internal audit system as per provisions of the Companies Act 2013..

(b) Since, internal audit is not applicable to the company as per Section-138 of Companies Act 2013, hence reporting under clause 3(xiv)(b) is not applicable .

xv) In our opinion, the company has not entered into any non-cash transactions with the directors or persons connected with them covered under Section 192 of the Act.

xvi) (a) In our opinion, the company is not required to be registered under Section 45-IA of the Reserve Bank of India Act, 1934. Hence, reporting under clause 3(xvi)(a), (b) and (c) of the Order is not applicable.

(b) In our opinion, there is no core investment company within the Group (as defined in the Core Investment Companies (Reserve Bank) Directions, 2016) and accordingly reporting under clause 3(xvi)(d) of the Order is not applicable.

xvii) The Company has not incurred any cash loss during the financial year covered by our audit and Rs. 16,13,691/- /- in the immediately preceding financial year.

xviii) There has been no resignation of the statutory auditors of the Company during the year.

xix) On the basis of the financial ratios, ageing and expected dates of realisation of financial assets and payment of financial liabilities, other information accompanying the financial statements and our knowledge of the Board of Directors and Management plans and based on our examination of the evidence supporting the assumptions, nothing has come to our attention, which causes us to believe that any material uncertainty exists as on the date of the audit report indicating that Company is not capable of meeting its liabilities existing at the date of balance sheet as and when they fall due within a period of one year from the balance sheet date. We, however, state that this is not an assurance as to the future viability of the Company. We further state that our reporting is based on the facts up to the date of the audit report and we neither give any guarantee nor any assurance that all liabilities falling due within a period of one year from the balance sheet date, will get discharged by the Company as and when they fall due.



(xx) The provision of Sec 135 of Companies Act 2013 is not applicable to the company, accordingly reporting under clause 3(xx)(a) and (b) is not applicable.

For MRKS And Associates
Chartered Accountants
FRN: 023711N



Kamal Ahuja
(Partner)
M. No. 505788
Place: New Delhi
Date: May 24, 2024
UDIN: 24505788BKBGTB9298

ANNEXURE-B TO THE INDEPENDENT AUDITOR'S REPORT OF EVEN DATE TO THE MEMBERS OF NEOTEC INSURANCE BROKERS LIMITED, ON THE FINANCIAL STATEMENTS FOR THE YEAR ENDED MARCH 31, 2024

(Referred to in paragraph 2(f) under 'Report on other Legal and regulatory requirements' section of our report of even date)

In conjunction with our audit of the financial statements of **NEOTEC INSURANCE BROKERS LIMITED** ("the Company") as of and for the year ended March 31, 2024, we have audited the internal financial controls over financial reporting (IFCoFR) of the company of as of that date.

Management's Responsibility for Internal Financial Controls

The Company's Board of Directors is responsible for establishing and maintaining internal financial controls based on the internal control over financial reporting criteria established by the Company considering the essential components of internal control stated in the Guidance Note on Audit of Internal Financial Controls over Financial Reporting issued by the Institute of Chartered Accountants of India. These responsibilities include the design, implementation and maintenance of adequate internal financial controls that were operating effectively for ensuring the orderly and efficient conduct of the company's business, including adherence to company's policies, the safeguarding of its assets, the prevention and detection of frauds and errors, the accuracy and completeness of the accounting records, and the timely preparation of reliable financial information, as required under the Act.

Auditors' Responsibility

Our responsibility is to express an opinion on the Company's IFCoFR based on our audit. We conducted our audit in accordance with the Standards on Auditing, issued by the Institute of Chartered Accountants of India (ICAI) and deemed to be prescribed under section 143(10) of the Act, to the extent applicable to an audit of IFCoFR, and the Guidance Note on Audit of Internal Financial Controls Over Financial Reporting (the "Guidance Note") issued by the ICAI. Those Standards and the Guidance Note require that we comply with ethical requirements and plan and perform the audit to obtain reasonable assurance about whether adequate IFCoFR were established and maintained and if such controls operated effectively in all material respects.

Our audit involves performing procedures to obtain audit evidence about the adequacy of the IFCoFR and their operating effectiveness. Our audit of IFCoFR included obtaining an understanding of IFCoFR, assessing the risk that a material weakness exists, and testing and evaluating the design and operating effectiveness of internal control based on the assessed risk. The procedures selected depend on the auditor's judgement, including the assessment of the risks of material misstatement of the financial statements, whether due to fraud or error.

We believe that the audit evidence we have obtained is sufficient and appropriate to provide a basis for our audit opinion on the Company's IFCoFR.

Meaning of Internal Financial Controls over Financial Reporting

A company's IFCoFR is a process designed to provide reasonable assurance regarding the reliability of financial reporting and the preparation of financial statements for external purposes in accordance with generally accepted accounting principles. A company's IFCoFR includes those policies and procedures that (1) pertain to the maintenance of records that, in reasonable detail, accurately and fairly reflect the transactions and dispositions of the assets of the company; (2) provide reasonable assurance that transactions are recorded as necessary to permit preparation of financial statements in accordance with



generally accepted accounting principles, and that receipts and expenditures of the company are being made only in accordance with authorisation of management and directors of the company; and (3) provide reasonable assurance regarding prevention or timely detection of unauthorised acquisition, use, or disposition of the company's assets that could have a material effect on the financial statements.

Inherent Limitations of Internal Financial Controls over Financial Reporting

Because of the inherent limitations of IFCoFR, including the possibility of collusion or improper management override of controls, material misstatements due to error or fraud may occur and not be detected. Also, projections of any evaluation of the IFCoFR to future periods are subject to the risk that IFCoFR may become inadequate because of changes in conditions, or that the degree of compliance with the policies or procedures may deteriorate.

Opinion

In our opinion, to the best of our information and according to the explanation given to us, the Company has, in all material respects, adequate internal financial controls over financial reporting and such internal financial controls over financial reporting were operating effectively as at March 31, 2024, based on the internal control over financial reporting criteria established by the Company considering the essential components of internal control stated in the Guidance Note on Audit of Internal Financial Controls over Financial Reporting issued by the Institute of Chartered Accountants of India.

For MRKS And Associates
Chartered Accountants
FRN: 023711N



Kamal Ahuja
(Partner)
M. No. 505788
Place: New Delhi
Date: May 24, 2024
UDIN: 24 505788 8 KBGTB9298

Neotec Insurance Brokers Limited
Balance sheet as at 31 March 2024
(All amount in Rs. Thousands, unless otherwise stated)

	Note	As at 31 March 2024	As at 31 March 2023
ASSETS			
Non-current assets			
Right of use	4	470.36	1,032.96
(a) Financial assets	5	1,084.43	1,029.41
(i) Other financial assets	6	-	-
Deferred tax assets (net)	12	1,394.05	45.78
Non-current tax assets (net)	7	13.03	32.62
Other non-current assets		<u>2,961.87</u>	<u>2,140.77</u>
Current assets			
Financial assets	8	2,783.52	-
(i) Investments	9	1,309.23	359.91
(i) Trade receivables	10	2,197.73	1,078.52
(ii) Cash and cash equivalents	11	4,927.42	5,535.51
(iii) Other bank balances	7	1,175.49	269.65
Other current assets		<u>12,393.39</u>	<u>7,243.59</u>
TOTAL ASSETS		<u>15,355.26</u>	<u>9,384.36</u>
EQUITY AND LIABILITIES			
Equity			
Equity share capital	13	10,000.00	10,000.00
Other equity	14	(1,437.31)	(1,829.52)
		<u>8,562.69</u>	<u>8,170.48</u>
LIABILITIES			
Non-current liabilities			
Financial liabilities			503.03
Lease liabilities	15	-	<u>503.03</u>
Current liabilities			
Financial liabilities			570.52
Lease liabilities	15	503.03	
Trade payables	16		
Total outstanding dues of micro enterprises and small enterprises		817.61	-
Total outstanding dues of creditors other than micro enterprises and small enterprises		5,020.34	63.00
Other financial liabilities	17	65.00	65.00
Other current liabilities	18	386.59	12.33
		<u>6,792.57</u>	<u>710.85</u>
TOTAL EQUITY AND LIABILITIES		<u>15,355.26</u>	<u>9,384.36</u>

Significant accounting policies and accompanying notes are integral part of the financial statements

This is the balance sheet referred to in our report of even date.

For MRKS and Associates

Chartered Accountants
FRN No. 023711N

Kamal Ahuja
Partner
Membership No. 505788

Place : New Delhi
Date : 24 May 2024



For and on behalf of the Board of Directors

Surinder Kumar Aery
Director
DIN-02430754

Place : New Delhi
Date : 24 May 2024

Amit Jain
Director
DIN-06802414

Place : New Delhi
Date : 24 May 2024

(Signature of Surinder Kumar Aery)

(Signature of Amit Jain)


Neotec Insurance Brokers Limited
Statement of profit and loss for the year ended 31 March 2024
(All amount in Rs. Thousands, unless otherwise stated)

	Note	For the year ended 31 March 2024	For the year ended 31 March 2023
Revenue			
Revenue from operations	19	14,545.03	333.74
Other income	20	590.46	372.98
		15,135.49	706.72
Expenses			
Employee benefits expense	21	780.00	815.65
Finance costs	22	51.43	83.25
Depreciation and amortisation expense	23	562.60	561.06
Other expenses	24	13,335.77	885.68
		14,729.80	2,345.64
Profit/(loss) before tax		405.69	(1,638.92)
Tax expense			
Current tax		13.48	-
Deferred tax		-	-
Profit/(loss) for the year		392.21	(1,638.92)
Other comprehensive income			
Items that will not be reclassified to profit and loss		-	-
Re-measurement of post-employment benefit obligations		-	-
Other comprehensive income for the year		-	-
Total comprehensive income for the year		392.21	(1,638.92)
Earning per equity share (face value Rs.10)			
Basic (Rs.)		0.39	(1.64)
Diluted (Rs.)		0.39	(1.64)

Significant accounting policies and accompanying notes are integral part of the financial statements

This is the statement of Profit and Loss referred to in our report of even date.


For MRKS and Associates
Chartered Accountants
FRN No. 023711N


Kamal Ahuja
Partner
Membership No. 505788

Place : New Delhi
Date : 24 May 2024



For and on behalf of the Board of Directors


Surinder Kumar Aery
Director
DIN-02430754

Place : New Delhi
Date : 24 May 2024


Amit Jain
Director
DIN-06802414

Place : New Delhi
Date : 24 May 2024

Neotec Insurance Brokers Limited
Statement of cash flow for the year ended 31 March 2024
(All amount in Rs. Thousands, unless otherwise stated)

	For the year ended 31 March 2024	For the year ended 31 March 2023
A CASH FLOWS FROM OPERATING ACTIVITIES		
Profit/(loss) before tax	405.69	(1,638.92)
Adjustments for:		
Depreciation and amortisation expense	562.60	561.06
Profit on sale of mutual fund	(83.85)	(212.94)
Finance cost	48.42	83.11
Interest on bank deposits	(505.94)	(160.04)
Operating loss before working capital changes	426.92	(1,367.73)
Adjustment for:		
(Increase) in trade receivables	(949.32)	(359.91)
(Increase) in other financial assets	(55.02)	(1,029.41)
(Increase) in other assets	(886.25)	(240.57)
Increase in other financial liabilities	-	38.00
Increase/(decrease) in other current liabilities	374.26	(5.99)
Increase in trade payables	5,774.95	63.00
Cash flow generated from operating activities post working capital changes	4,685.54	(2,902.61)
Taxes paid (net of refunds)	(1,361.75)	(45.78)
Net cash generated from operating activities (A)	3,323.79	(2,948.39)
B CASH FLOWS FROM INVESTING ACTIVITIES		
Purchase/Sale of investments (net)	(2,753.22)	9,235.75
Investment/Maturity of deposits (net)	608.09	(5,535.51)
Gain on redemption of MF	53.55	-
Interest received on bank deposits	505.94	160.04
Net cash (used in)/generated from investing activities (B)	(1,585.64)	3,860.28
C CASH FLOWS FROM FINANCING ACTIVITIES		
Lease payments	(618.94)	(618.93)
Net cash (used in) financing activities (C)	(618.94)	(618.93)
(Decrease)/ Increase in cash and cash equivalents (A+B+C)	1,119.21	292.96
Cash and cash equivalents at the beginning of the year	1,078.52	785.56
Cash and cash equivalents at the end of the year	2,197.73	1,078.52
Components of cash and cash equivalents (refer note 10)		
Cash on hand	900.00	900.00
Cheques on hand		
Balances with banks	1,297.73	178.52
Cash and cash equivalents at the end of the year	2,197.73	1,078.52

This is the cash flow statement referred to in our report of even date.


For MRKS and Associates
Chartered Accountants
FRN No. 023711N


Kamal Ahuja
Partner
Membership No. 505788

Place : New Delhi
Date : 24 May 2024



For and on behalf of the Board of Directors


Surinder Kumar Aery
Director
DIN-02430754

Place : New Delhi
Date : 24 May 2024


Amit Jain
Director
DIN-06802414

Place : New Delhi
Date : 24 May 2024

A Equity share capital (refer note 13)

Particulars	Balance as at 31 March 2022	Movement during the year	Balance as at 31 March 2023	Movement during the year	Balance as at 31 March 2024
Equity share capital	10,000.00	-	10,000.00	-	10,000.00

B Other equity (refer note 14)

Particulars	Reserves and surplus		Total
	Securities premium	Retained earnings	
Balance as at 1 April 2022	-	(190.60)	(190.60)
Loss for the year	-	(1,638.92)	(1,638.92)
Other comprehensive income, net of income tax	-	-	-
Balance as at 31 March 2023	-	(1,829.52)	(1,829.52)
Profit for the year	-	392.21	392.21
Other comprehensive income, net of income tax	-	-	-
Balance as at 31 March 2024	-	(1,437.31)	(1,437.31)

Significant accounting policies and accompanying notes are integral part of the standalone financial statements

This is the statement of changes in equity referred to in our report of even date.

For MRKS and Associates
Chartered Accountants
FRN No. 023711N

Kamal Ahuja
Partner
Membership No. 505788

Place: New Delhi
Date: 24 May 2024

For and on behalf of the Board of Directors



Surinder Kumar Aery
Director
DIN-02430754

Place: New Delhi
Date: 24 May 2024



Amit Jain
Director
DIN-06802414

Place: New Delhi
Date: 24 May 2024



Neotec Insurance Brokers Limited

Significant accounting policies and notes to the financial statements for the year ended 31 March 2024

(All amount in Rs. Thousands, unless otherwise stated)

1 Corporate Information

Nature of Operations

Neotec Insurance Brokers Limited ("the Company") was incorporated on 15 November 2021 as a wholly owned subsidiary of RattanIndia Enterprises Limited (formerly known as RattanIndia Infrastructure Limited). The Company is a public limited company incorporated and domiciled in India and has its registered office at 5th Floor, Tower-B, Worldmark 1, Aerocity New Delhi South West Delhi DL 110037.

The main objects of the Company is to act as a direct insurance broker in general and life insurance, as defined under The Insurance Regulatory and Development Authority of India (Insurance Brokers) Regulations, 2018. Company has obtained the license from the Insurance Regulatory and Development Authority of India (IRDAI) to act as Direct (Life & General) insurance broker vide Regn. No. IRDAI/DB943/2022 dt. 28th November 2022.

2 General information and statement of compliance with Ind AS

The financial statements of the Company have been prepared in accordance with the Indian Accounting Standards as notified under section 133 of the Companies Act 2013 read with the Companies (Indian Accounting Standards) Rules 2015 (by Ministry of Corporate Affairs ('MCA')). The Company has uniformly applied the accounting policies during the periods presented.

The financial statements for the year ended 31 March 2024 were approved by the Board of Directors on 24 May 2024.

3 Summary of significant accounting policies

a) Overall consideration

The financial statements have been prepared using the significant accounting policies and measurement bases summarised below. These were used throughout all periods presented in the financial statements, except where the Company has applied certain accounting policies and exemptions upon transition to Ind AS.

Basis of preparation

The financial statements have been prepared on going concern basis under the historical cost basis, unless and otherwise indicated.

b) Revenue recognition

Revenue is measured at the fair value of the consideration received or receivable. Amount disclosed as revenue are exclusive of GST and net of revenue on policy cancellations and endorsements.

Rendering of services

Brokerage Income, Handling Charges & Broker Retainer Fees is accounted for net of GST amount on rendition of services. Brokerage income is recognized on receiving details of the policy issued by the insurance company or receipt of brokerage whichever is earlier. The Company recognises revenue from rendering of consultancy services in proportion to the stage of completion of the transaction at the reporting date. The stage of completion is assessed based on surveys of work performed.

Interest Income

Interest income is recorded on accrual basis using the effective interest rate (EIR) method.

Dividend Income

Dividend income is recognised at the time when right to receive the payment is established, which is generally when the shareholders approve the dividend.

c) Borrowing costs

Borrowing costs include interest and amortisation of ancillary costs incurred to the extent they are regarded as an adjustment to the interest cost. Costs in connection with the borrowing of funds to the extent not directly related to the acquisition of qualifying assets are charged to the Statement of Profit and Loss over the tenure of the loan. Borrowing costs, allocated to and utilised for qualifying assets, pertaining to the period from commencement of activities relating to construction/ development of the qualifying asset up to the date of capitalisation of such asset are added to the cost of the assets. Any income earned on the temporary deployment/ investment of those borrowings is deducted from the borrowing costs so incurred. Capitalisation of borrowing costs is suspended and charged to the Statement of Profit and Loss during extended periods when active development activity on the qualifying assets is interrupted. A qualifying asset is one that necessarily takes a substantial period of time to get ready for its intended use.

d) Property, plant and equipment

Recognition and initial measurement

Properties, plant and equipment are stated at their cost of acquisition. The cost comprises purchase price, borrowing cost if capitalisation criteria are met and directly attributable cost of bringing the asset to its working condition for the intended use. Any trade discount and rebates are deducted in arriving at the purchase price. Subsequent costs are included in the asset's carrying amount or recognised as a separate asset, as appropriate, only when it is probable that future economic benefits associated with the item will flow to the Company. All other repair and maintenance costs are recognised in statement of profit and loss as incurred.

Subsequent measurement (depreciation and useful lives)

Depreciation on property, plant and equipment is provided on the straight-line method, computed on the basis of useful lives prescribed in Schedule II to the Companies Act, 2013.

Properties plant and equipment acquired and put to use for the purpose of the Project are capitalised and depreciation thereon is included in capital work-in-progress till the Project is ready for its intended use.

The residual values, useful lives and method of depreciation are reviewed at each financial year end and adjusted prospectively, if appropriate.



Neotec Insurance Brokers Limited
Significant accounting policies and notes to the financial statements for the year ended 31 March 2024
(All amount in Rs. Thousands, unless otherwise stated)

De-recognition

An item of property, plant and equipment and any significant part initially recognised is derecognised upon disposal or when no future economic benefits are expected from its use or disposal. Any gain or loss arising on de-recognition of the asset (calculated as the difference between the net disposal proceeds and the carrying amount of the asset) is included in the income statement when the asset is derecognised.

e) Intangible assets

Recognition and initial measurement

Intangible assets are stated at their cost of acquisition. The cost comprises purchase price, borrowing cost if capitalisation criteria are met and directly attributable cost of bringing the asset to its working condition for the intended use. Any trade discount and rebates are deducted in arriving at the purchase price.

Subsequent measurement (amortisation)

The cost of capitalized software is amortized over a period in the range of three to five years from the date of its acquisition.

f) Impairment of non-financial assets

At each reporting date, the Company assesses whether there is any indication based on internal/external factors, that an asset may be impaired. If any such indication exists, the Company estimates the recoverable amount of the asset. If such recoverable amount of the asset or the recoverable amount of the cash generating unit to which the asset belongs is less than its carrying amount, the carrying amount is reduced to its recoverable amount and the reduction is treated as an impairment loss and is recognised in the statement of profit and loss. All assets are subsequently reassessed for indications that an impairment loss previously recognised may no longer exist. An impairment loss is reversed if the asset's or cash-generating unit's recoverable amount exceeds its carrying amount.

q) Financial instruments

Initial recognition and measurement

Financial assets and financial liabilities are recognised when the Company becomes a party to the contractual provisions of the financial instrument and are measured initially at fair value adjusted for transaction costs, unless the financial instrument is designated to be measured at fair value through profit or loss or fair value through other comprehensive income.

Financial assets

Subsequent measurement

Financial assets at amortised cost – The financial assets are measured at the amortised cost if both the following conditions are met:

- The asset is held within a business model whose objective is to hold assets for collecting contractual cash flows, and
- Contractual terms of the asset give rise on specified dates to cash flows that are solely payments of principal and interest (SPPI) on the principal amount outstanding.

After initial measurement, such financial assets are subsequently measured at amortised cost using the effective interest rate (EIR) method. All other debt instruments are measured at Fair Value through other comprehensive income or Fair value through profit and loss based on Company's business model. All investments in mutual funds in scope of Ind AS 109 are measured at fair value through profit and loss (FVTPL).

De-recognition of financial assets

A financial asset is primarily de-recognised when the rights to receive cash flows from the asset have expired or the Company has transferred its rights to receive cash flows from the asset.

Financial liabilities

Subsequent measurement

Subsequent to initial recognition, these liabilities are measured at amortised cost using the effective interest method. These liabilities include borrowings and deposits.

De-recognition of financial liabilities

A financial liability is de-recognised when the obligation under the liability is discharged or cancelled or expires. When an existing financial liability is replaced by another from the same lender on substantially different terms or the terms of an existing liability are substantially modified, such an exchange or modification is treated as the de-recognition of the original liability and the recognition of a new liability. The difference in the respective carrying amounts is recognised in the statement of profit and loss.

Offsetting of financial instruments

Financial assets and financial liabilities are offset and the net amount is reported in the balance sheet if there is a currently enforceable legal right to offset the recognised amounts and there is an intention to settle on a net basis, to realise the assets and settle the liabilities simultaneously.

h) Investments in subsidiaries, joint ventures and associates

The Company has accounted for its subsidiaries and associates, joint ventures at cost in its financial statements in accordance with Ind AS 27, Separate Financial Statements.

Profit/ loss on sale of investments are recognised on the date of the transaction of sale and are computed with reference to the original cost of the investment sold.

i) Impairment of financial assets

In accordance with Ind AS 109, the Company applies expected credit loss (ECL) model for measurement and recognition of impairment loss for financial assets carried at amortised cost.

ECL is the difference between all contractual cash flows that are due to the Company in accordance with the contract and all the cash flows that the Company expects to receive. When estimating the cash flows, the Company consider –

- All contractual terms of the financial assets (including prepayment and extension) over the expected life of the assets.
- Cash flows from the sale of collateral held or other credit enhancements that are integral to the contractual terms.

Other financial assets

For recognition of impairment loss on other financial assets and risk exposure, the Company determines whether there has been a significant increase in the credit risk since initial recognition and if credit risk has increased significantly, life time impairment loss is provided otherwise provides for 12 months expected credit losses.



Neotec Insurance Brokers Limited

Significant accounting policies and notes to the financial statements for the year ended 31 March 2024

(All amount in Rs. Thousands, unless otherwise stated)

i) Inventories

Inventories are valued at the lower of cost derived on weighted average basis and the net realisable value after providing for obsolescence and other losses, where considered necessary. Cost includes all charges in bringing the goods to the point of consumption, including octroi and other levies, transit insurance and receiving charges.

Net realisable value is the estimated selling price in the ordinary course of business less estimated costs of completion and estimated necessary costs to make the sale.

k) Income Taxes

Tax expense recognised in statement of profit and loss comprises the sum of deferred tax and current tax not recognised in Other Comprehensive Income ("OCI") or directly in equity.

Current income tax is measured at the amount expected to be paid to the tax authorities in accordance with the Income Tax Act, 1961. Current income tax relating to items recognised outside statement of profit and loss is recognised outside statement of profit and loss in OCI or equity depending upon the treatment of underlying item.

Deferred income taxes are calculated using the liability method. Deferred tax liabilities are generally recognised in full for all taxable temporary differences. Deferred tax assets are recognised to the extent that it is probable that the underlying tax loss, unused tax credits or deductible temporary difference will be utilised against future taxable income. This is assessed based on the Company's forecast of future operating results, adjusted for significant non-taxable income and expenses and specific limits on the use of any unused tax loss or credit. Unrecognised deferred tax assets are re-assessed at each reporting date and are recognised to the extent that it has become probable that future taxable profits will allow the deferred tax asset to be recovered.

Deferred tax assets and liabilities are measured at the tax rates that are expected to apply in the year when the asset is realised or the liability is settled, based on tax rates (and tax laws) that have been enacted or substantively enacted at the reporting date. Deferred tax relating to items recognised outside statement of profit and loss is recognised outside statement of profit and loss in OCI or equity depending upon the treatment of underlying item.

l) Cash and cash equivalents

Cash and cash equivalents comprise cash on hand, demand deposits with banks/corporations and short-term highly liquid investments (original maturity less than 3 months) that are readily convertible into known amount of cash and are subject to an insignificant risk of change in value.

m) Post-employment, long term and short term employee benefits

Defined contribution plans

The Company makes contribution to the statutory provident fund in accordance with the Employees Provident Fund and Miscellaneous Provisions Act, 1952 which is a defined contribution plan and contribution paid or payable is recognised as an expense in the period in which the services are rendered.

Defined benefit plans

Gratuity is post-employment benefit and is in the nature of a defined benefit plan. The liability recognised in the financial statements in respect of gratuity is the present value of the defined benefit obligation at the reporting date together with adjustments for unrecognized actuarial gains or losses and past service costs. The defined benefit obligation is calculated at or near the reporting date by an independent actuary using the projected unit credit actuarial method.

Actuarial gains and losses arising from past experience and changes in actuarial assumptions are credited or charged to the statement of OCI in

Other long-term employee benefits

Liability in respect of compensated absences becoming due or expected to be availed within one year from the balance sheet date is recognised on the basis of undiscounted value of estimated amount required to be paid or estimated value of benefit expected to be availed by the employees. Liability in respect of compensated absences becoming due or expected to be availed more than one year after the balance sheet date is estimated on the basis of an actuarial valuation performed by an independent actuary using the projected unit credit method.

Actuarial gains and losses arising from past experience and changes in actuarial assumptions are charged to statement of profit and loss in the year in which such gains or losses are determined.

Short-term employee benefits

Expense in respect of other short term benefits is recognised on the basis of the amount paid or payable for the period during which services are rendered by the employee.

n) Provisions, contingent assets and contingent liabilities

Provisions are recognized only when there is a present obligation, as a result of past events, and when a reliable estimate of the amount of obligation can be made at the reporting date. These estimates are reviewed at each reporting date and adjusted to reflect the current best estimates. Provisions are discounted to their present values, where the time value of money is material.

Contingent liability is disclosed for:


- Possible obligations which will be confirmed only by future events not wholly within the control of the Company or
- Present obligations arising from past events where it is not probable that an outflow of resources will be required to settle the obligation or a reliable estimate of the amount of the obligation cannot be made.

Contingent assets are not recognised. However, when inflow of economic benefit is probable, related asset is disclosed.

o) Earnings per share

Basic earnings per share is calculated by dividing the net profit or loss for the period attributable to equity shareholders (after deducting attributable taxes) by the weighted average number of equity shares outstanding during the period. The weighted average number of equity shares outstanding during the period is adjusted for events including a bonus issue.

For the purpose of calculating diluted earnings per share, the net profit or loss for the period attributable to equity shareholders and the weighted average number of shares outstanding during the period are adjusted for the effects of all dilutive potential equity shares.



Neotec Insurance Brokers Limited

Significant accounting policies and notes to the financial statements for the year ended 31 March 2024

(All amount in Rs. Thousands, unless otherwise stated)

p) Lease

A lease is defined as 'a contract, or part of a contract, that conveys the right to use an asset (the underlying asset) for a period of time in exchange for consideration'

Classification of leases

The Company enters into leasing arrangements for various assets. The assessment of the lease is based on several factors, including, but not limited to, transfer of ownership of leased asset at end of lease term, lessee's option to extend/purchase etc.

Recognition and initial measurement

At lease commencement date, the Company recognises a right-of-use asset and a lease liability on the balance sheet. The right-of-use asset is measured at cost, which is made up of the initial measurement of the lease liability, any initial direct costs incurred by the Company, an estimate of any costs to dismantle and remove the asset at the end of the lease (if any), and any lease payments made in advance of the lease commencement date (net of any incentives received).

Subsequent measurement

The Company depreciates the right-of-use assets on a straight-line basis from the lease commencement date to the earlier of the end of the useful life of the right-of-use asset or the end of the lease term. The Company also assesses the right-of-use asset for impairment when such indicators exist.

At lease commencement date, the Company measures the lease liability at the present value of the lease payments unpaid at that date, discounted using the interest rate implicit in the lease if that rate is readily available or the Company's incremental borrowing rate. Lease payments included in the measurement of the lease liability are made up of fixed payments (including in substance fixed payments) and variable payments based on an index or rate. Subsequent to initial measurement, the liability will be reduced for payments made and increased for interest. It is re-measured to reflect any reassessment or modification, or if there are changes in in-substance fixed payments. When the lease liability is re-measured, the corresponding adjustment is reflected in the right-of-use asset.

The Company has elected to account for short-term leases using the practical expedients. Instead of recognising a right-of-use asset and lease liability, the payments in relation to these are recognised as an expense in statement of profit and loss on a straight-line basis over the lease term.

q) Significant management judgement in applying accounting policies and estimation uncertainty

The preparation of the Company's financial statements requires management to make judgements, estimates and assumptions that affect the reported amounts of revenues, expenses, assets and liabilities, and the related disclosures.

Significant management judgements

The following are significant management judgements in applying the accounting policies of the Company that have the most significant effect on the financial statements.

Recognition of deferred tax assets – The extent to which deferred tax assets can be recognized is based on an assessment of the probability of the future taxable income against which the deferred tax assets can be utilized. In addition, significant judgement is required in assessing the impact of any legal or economic limits or uncertainties under the relevant tax jurisdiction.

Evaluation of indicators for impairment of assets – The evaluation of applicability of indicators of impairment of assets requires assessment of several external and internal factors which could result in deterioration of recoverable amount of the assets.

Recoverability of advances/receivables – At each balance sheet date, based on historical default rates observed over expected life, the management assesses the expected credit loss on outstanding receivables and advances.

Defined benefit obligation (DBO) – Management's estimate of the DBO is based on a number of critical underlying assumptions such as standard rates of inflation, medical cost trends, mortality, discount rate and anticipation of future salary increases. Variation in these assumptions may significantly impact the DBO amount and the annual defined benefit expenses.

Fair value measurements – Management applies valuation techniques to determine the fair value of financial instruments (where active market quotes are not available) and non-financial assets. This involves developing estimates and assumptions consistent with how market participants would price the instrument. Management uses the best information available. Estimated fair values may vary from the actual prices that would be achieved in an arm's length transaction at the reporting date.

Provisions – At each balance sheet date on the basis the management judgment, changes in facts and legal aspects, the Company assesses the requirement of provisions. However the actual future outcome may be different from this judgement.

Taxes

Deferred tax assets are recognised for unused tax losses to the extent that it is probable that taxable profit will be available against which the losses can be utilised. Significant management judgement is required to determine the amount of deferred tax assets that can be recognised, based upon the likely timing and the level of future taxable profits together with future tax planning strategies.


Useful lives of depreciable/ amortisable assets

Management reviews its estimate of the useful lives of depreciable/ amortisable assets at each reporting date, based on the expected utility of the assets. Uncertainties in these estimates relate to technical and economic obsolescence that may change the utility of certain software, customer relationships, IT equipment and other plant and equipment.

r) Recent pronouncements

Ministry of Corporate Affairs ("MCA") notifies new standards or amendments to the existing standards under Companies (Indian Accounting Standards) Rules as issued from time to time. For the year ended March 31, 2024, MCA has not notified any new standards or amendments to the existing standards applicable to the Company.

(This space has been intentionally left blank)



Neotec Insurance Brokers Limited
Significant accounting policies and notes to the financial statements for the year ended 31 March 2024
 (All amount in Rs. Thousands, unless stated otherwise)

4. Right of use asset	
Particulars	Building
Gross carrying amount	
Balance as at 31 March 2022	-
Additions	1,732.36
Disposals/adjustments	-
Balance as at 31 March 2023	1,732.36
Additions	-
Disposals/adjustments	-
Balance as at 31 March 2024	1,732.36
Accumulated depreciation	
Balance as at 31 March 2022	-
Charge for the year	699.40
Disposals/adjustments	-
Balance as at 31 March 2023	699.40
Charge for the year	562.60
Disposals/adjustments	-
Balance as at 31 March 2024	1,262.00
Net carrying amount	
Balance as at 31 March 2023	1,032.96
Balance as at 31 March 2024	470.36

(This space has been intentionally left blank)



Neotec Insurance Brokers Limited**Significant accounting policies and notes to the financial statements for the year ended 31 March 2024**

(All amount in Rs. Thousands, unless stated otherwise)

5. Other financial assets

Bank deposits with more than 12 months maturity*

Accrued Income - Others

As at 31 March 2024		As at 31 March 2023	
Non-current	Current	Non-current	Current
1,084.43	-	1,029.41	-
1,084.43	-	1,029.41	-

*The Bank Deposit with more than 12 months maturity is under lien with the IRDAI as per the Insurance Regulatory & Development Authority of India (Insurance Brokers) Regulations 2018

7. Other assets (unsecured, considered good)

Advances recoverable

Prepaid expenses

Balances with statutory authorities

GST recoverable

As at 31 March 2024		As at 31 March 2023	
Non-current	Current	Non-current	Current
13.03	33.90	32.62	34.01
-	1,141.59	-	235.64
13.03	1,175.49	32.62	269.65

8. Investments**Investments in Mutual Funds (Unquoted)**

(Valued at fair value through Profit and Loss)

ICICI Overnight Fund- Direct Plan- Growth

31 March 2024 - 2,156,885 units of ₹ 1,290.53 each (31 March 2023 - Nil Units)

As at 31 March 2024		As at 31 March 2023	
Non-current	Current	Non-current	Current
-	2,783.52	-	-
-	2,783.52	-	-
-	2,783.52	-	-
-	-	-	-
-	-	-	-

Aggregate amount of quoted investments and market value thereof

Aggregate amount of unquoted investments

Aggregate amount of impairment in the value of investments

9. Trade receivables (Unsecured unless otherwise stated, at amortised cost)

Debtors for others

(i) Considered good - Secured

(ii) Considered good - Unsecured

As at 31 March 2024		As at 31 March 2023	
Non-current	Current	Non-current	Current
-	-	-	-
-	1,309.23	-	359.91
-	1,309.23	-	359.91

Particulars	As at 31 March 2024						Total
	Unbilled revenue	Less than 6 months	6 months - 1 year	1-2 years	2-3 years	More than 3 years	
Undisputed							
(a) Considered good*	1,309.23	-	-	-	-	-	1,309.23
(b) Credit impaired	-	-	-	-	-	-	-
Total	1,309.23	-	-	-	-	-	1,309.23
Less: Allowance for Expected Credit Loss	-	-	-	-	-	-	-
Total Undisputed Trade Receivables	1,309.23	-	-	-	-	-	1,309.23
Total Trade Receivables	1,309.23	-	-	-	-	-	1,309.23

Particulars	As at 31 March 2023						Total
	Unbilled revenue	Less than 6 months	6 months - 1 year	1-2 years	2-3 years	More than 3 years	
Undisputed							
(a) Considered good	6.58	353.33	-	-	-	-	359.91
(b) Credit impaired	-	-	-	-	-	-	-
Total	6.58	353.33	-	-	-	-	359.91
Less: Allowance for Expected Credit Loss	-	-	-	-	-	-	-
Total Undisputed Trade Receivables	6.58	353.33	-	-	-	-	359.91
Total Trade Receivables	6.58	353.33	-	-	-	-	359.91

* Including unbilled revenue of Rs. 6.58 thousands

10. Cash and cash equivalents

Cash on hand

Balances with banks

Current accounts

As at	As at
31 March 2024	31 March 2023
900.00	900.00
1,297.73	178.52
2,197.73	1,078.52



(This space has been intentionally left blank)



Neotec Insurance Brokers Limited
Significant accounting policies and notes to the financial statements for the year ended 31 March 2024
 (All amount in Rs. Thousands, unless stated otherwise)

11. Other bank balances

Fixed deposits original maturity for more than 3 months but less than 12 months

As at 31 March 2024	As at 31 March 2023
4,927.42	5,535.51
4,927.42	5,535.51

12. Tax assets (net)

(A) Income tax assets

Advance income-tax, TDS (net)

Total (A)

(B) Current tax liabilities

Provision for income tax

Total (B)

Current tax assets (net) (A-B)

As at 31 March 2024		As at 31 March 2023	
Non-current	Current	Non-current	Current
1,407.53	-	45.78	-
1,407.53	-	45.78	-
13.48	-	-	-
13.48	-	-	-
1,394.05	-	45.78	-

(This space has been intentionally left blank)



13. Equity share capital

Authorised capital

1,000,000 equity shares (31 March 2023: 1,000,000 equity shares) of Rs 10 each

Issued, subscribed and fully paid up capital

1,000,000 equity shares (31 March 2023: 1,000,000 equity shares) of Rs 10 each fully paid up

a) Reconciliation of equity shares outstanding at the beginning and at the end of the year.

	As at 31 March 2024		As at 31 March 2023	
	No of shares	Amount	No of shares	Amount
Equity shares at the beginning of the year	10,00,000	10,000	10,00,000	10,000
Add: Issued during the year				
Equity shares at the end of the year	10,00,000	10,000	10,00,000	10,000

b) Rights/ restrictions attached to equity shares

The Company has only one class of equity shares with voting rights, having a par value of Rs 10 per share. Each shareholder of equity shares is entitled to one vote per share held. Each share is entitled to dividend, if declared, in Indian Rupees. The dividend, if any, proposed by Board of Directors is subject to the approval of the Shareholders in the ensuing Annual General Meeting, except in the case of interim dividend. In the event of liquidation of the Company, the holders of equity shares will be entitled to receive remaining assets of the Company, after distribution of all preferential amounts. The distribution will be in proportion to the number of equity shares held by the Shareholders.

c) Details of shareholders holding more than 5% shares in the Company

	As at 31 March 2024		As at 31 March 2023	
	No of shares	% holding	No of shares	% holding
Equity shares of Rs. 10 each fully paid up RattanIndia Enterprises Limited and its nominees	10,00,000	100%	10,00,000	100%

d) Shares held by promoters at 31 March 2024 & 31 March 2023

Promoter name	As at 31 March 2024			As at 31 March 2023		
	No. of shares	% of total shares	% Change during the year	No. of shares	% of total shares	% Change during the year
RattanIndia Enterprises Limited and its nominees	10,00,000	100%	0%	10,00,000	100%	0%

14. Other equity

Retained earnings

Opening balance

Add/(Less) : Profit/(Loss) for the year

Closing balance

	As at 31 March 2024	As at 31 March 2023
Retained earnings	(1,829.52)	(190.60)
Opening balance	392.21	(1,838.92)
Add/(Less) : Profit/(Loss) for the year	(1,437.31)	(1,829.52)

15. Lease liabilities

Finance lease obligations

	As at 31 March 2024		As at 31 March 2023	
	Non-current	Current	Non-current	Current
Finance lease obligations	-	503.03	503.03	570.52
	-	503.03	503.03	570.52

16. Trade Payables

Micro and small enterprises (refer note 33)


Others

Trade payables to related parties (refer note 27)

	As at 31 March 2024	As at 31 March 2023
Trade payables	817.61	-
Micro and small enterprises	5,020.34	63.00
Others	5,837.95	63.00

Particulars	As at 31 March 2024					Total
	Less than 6 months	6 months - 1 year	1-2 years	2-3 years	More than 3 years	
Undisputed	817.61	-	-	-	-	817.61
Micro and small enterprises	5,020.34	-	-	-	-	5,020.34
Others	5,837.95	-	-	-	-	5,837.95
Total						

Particulars	As at 31 March 2023					Total
	Less than 6 months	6 months - 1 year	1-2 years	2-3 years	More than 3 years	
Undisputed	-	-	-	-	-	63.00
Micro and small enterprises	63.00	-	-	-	-	63.00
Others	63.00	-	-	-	-	63.00
Total						



17. Other financial liabilities

Due to employees

As at 31 March 2024		As at 31 March 2024	
Non-current	Current	Non-current	Current
-	65.00	-	65.00
-	65.00	-	65.00

18. Other current liabilities

Statutory dues
TDS Payable

As at 31 March 2024		As at 31 March 2024	
Non-current	Current	Non-current	Current
-	386.59	-	12.33
-	386.59	-	12.33



Neotec Insurance Brokers Limited**Significant accounting policies and notes to the financial statements for the year ended 31 March 2024**

(All amount in Rs. Thousands, unless stated otherwise)

	For the year ended 31 March 2024	For the year ended 31 March 2023
19. Revenue from operations		
Brokerage & Commission	14,545.03	333.74
	14,545.03	333.74

Revenue from contract with customers**Disaggregation of revenue**

Set out below is the disaggregation of the Company's revenue from contracts with customers:

Particulars	For the year ended 31 March 2024	For the year ended 31 March 2023
Revenue from contracts with customers		
Brokerage & Commission	14,545.03	333.74

The following table provides information about receivables, contract assets and contract liabilities from contract with customers:

Particulars	For the year ended 31 March 2024	For the year ended 31 March 2023
Receivables		
Trade receivables (gross)	-	353.33
Unbilled revenue for passage of time	1,309.23	6.58
Less : Allowances for doubtful debts	-	-
Net receivables (a)	1,309.23	359.91
Contract assets		
Billed during the year	-	-
Total contract assets (b)	-	-
Contract liabilities		
Recognized as revenue during the year	-	-
Total contract liabilities (c)	-	-
Total (a+b-c)	1,309.23	359.91


Contract asset is the right to consideration in exchange for goods or services transferred to the customer. Contract liability is the Company's obligation to transfer goods or services to a customer for which the Company has received consideration from the customer in advance. Contract assets are transferred to receivables when the rights become unconditional and contract liabilities are recognized as and when the performance obligation is satisfied.

	For the year ended 31 March 2024	For the year ended 31 March 2023
20. Other income		
Income from current investments		
Profit on sale of mutual fund	83.85	212.94
Interest on		
Bank deposits	505.94	160.04
	590.46	372.98
21. Employee benefits expense		
Salaries and wages	780.00	815.65
	780.00	815.65



	For the year ended 31 March 2024	For the year ended 31 March 2023
22. Finance costs		
Interest on		
Lease rent	48.42	83.11
Other finance costs		
Delayed payment of tax	3.01	-
	51.43	83.25
	For the year ended 31 March 2024	For the year ended 31 March 2023
23. Depreciation and amortisation expense		
Amortisation on		
Right of use asset	562.60	561.06
	562.60	561.06
	For the year ended 31 March 2024	For the year ended 31 March 2023
24. Other expenses		
Rates and taxes	5.02	38.60
Legal and professional charges *	90.00	735.00
Shared services cost	4,031.52	-
Printing and stationery	0.30	1.20
Commission Payable	9,070.70	-
Repairs and maintenance - Office	103.50	103.50
Membership and subscription Fees	19.71	6.68
Insurance Expenses	15.00	0.70
Bank charges	0.02	0.01
	13,335.77	885.68
Payments to the auditors*		
Audit Fees	40.00	40.00
Other Certification Fees	50.00	30.00
Total	90.00	70.00

(This space has been intentionally left blank)



Neotec Insurance Brokers Limited**Significant accounting policies and notes to the financial statements for the year ended 31 March 2024**

(All amount in Rs. Thousands, unless stated otherwise)

25A. Income received from Insurer and Insurer's group companies

As per regulation 34 (6) of IRDAI (Insurance Brokers) Regulations, 2018, following are the details of all the incomes received from insurers and insurer's group companies

A. Details of incomes received from insurers (Top 15+ Others)

Particulars	For the year ended	For the year ended
	31 March 2024	31 March 2023
HDFC Ergo General Insurance Company Limited	6,109.21	327.16
ICICI Lombard General Insurance Limited	8,435.82	6.58
Total Revenue	14,545.03	333.74


B. The Company has not received any income from any of the insurers' group companies.

25B. Details of Payments received by the group companies and/or associates and/or related parties of the insurance broker from any insurer and the details thereof

As per regulation 34 (6) of IRDAI (Insurance Brokers) Regulations, 2018, following are the details of payments received by the group companies and/or associates and/or related parties of the insurance broker from any insurer and the details thereof.

As per the information received from the group companies, No such payments are received during the FY 2023-24 and FY 2022-23 as well.

(This space has been intentionally left blank)



Neotec Insurance Brokers Limited**Significant accounting policies and notes to the financial statements for the year ended 31 March 2024**

(All amount in Rs. Thousands, unless stated otherwise)

26. Financial Instrument:**(i) Fair Value hierarchy**

Financial assets and financial liabilities measured at fair value in the statement of financial position are grouped into three levels of a fair value hierarchy. The three levels are defined based on the observability of significant inputs to the measurement, as follows:

Level 1: Quoted prices (unadjusted) in active markets for financial instruments.

Level 2: The fair value of financial instruments that are not traded in an active market is determined using valuation techniques which maximize the use of observable market data rely as little as possible on entity specific estimates.

Level 3: If one or more of the significant inputs is not based on observable market data, the instrument is included in level 3.

(ii) Financial instruments by category

All Financial Instruments i.e. cash & cash equivalents, trade receivables, other financial assets, lease liabilities and other financial liabilities are measured at amortised cost, except investment in mutual funds which are measured at fair value.

27. Financial risk management**(i) Financial instruments by category**

Particulars	31-Mar-24			31-Mar-23		
	FVTPL	FVOCI	Amortised cost	FVTPL	FVOCI	Amortised cost
Non-current financial assets						
Other financial assets	-	-	1,084.43	-	-	1,029.41
Current financial assets						
Investments in mutual funds	2,783.52	-	-	-	-	-
Trade Receivables	-	-	1,309.23	-	-	359.91
Cash and cash equivalents	-	-	2,197.73	-	-	1,078.52
Bank balances other than cash and cash equivalents	-	-	4,927.42	-	-	5,535.51
Other financial assets	-	-	-	-	-	-
Non-current financial liabilities						
Lease liabilities	-	-	-	-	-	503.03
Current financial liabilities						
Lease liabilities	-	-	503.03	-	-	570.52
Trade payables	-	-	5,837.95	-	-	63.00
Other current financial liabilities	-	-	65.00	-	-	65.00

(ii) Risk Management

The Company is exposed to various risks in relation to financial instruments. The main types of risks are credit risk and liquidity risk. The most significant financial risks to which the Company is exposed are described below:


Credit risk

Credit risk is the risk that a counter party fails to discharge an obligation to the Company. Trade receivables consist of institutional customers, largely insurance companies. The Company deals only with those insurance companies who have obtained an acceptable level of credit rating. The Company does not have significant credit risk exposure to any single external counterparty. The Company's maximum exposure to credit risk is limited to the carrying amount of financial assets recognised at 31 March, as summarised below:

Particulars	31-Mar-24	31-Mar-23
Non-current financial assets		
Other financial assets	1,084.43	1,029.41
Current financial assets		
Investments in mutual funds	2,783.52	-
Trade Receivables	1,309.23	359.91
Cash and cash equivalents	2,197.73	1,078.52
Bank balances other than cash and cash equivalents	4,927.42	5,535.51
Other financial assets	-	-

The credit risk for cash and cash equivalents is considered negligible, since the counterparties are reputable banks with high quality external credit ratings.

The Company's management considers that all of the above financial assets that are not impaired and/ or past due for each of the above assets reporting dates under review are of good credit quality



Neotec Insurance Brokers Limited**Significant accounting policies and notes to the financial statements for the year ended 31 March 2024**

(All amount in Rs. Thousands, unless stated otherwise)

Liquidity Risk

The tables below analyse the Company's financial liabilities into relevant maturity groupings based on their contractual maturities for all non-derivative financial liabilities.

The amounts disclosed in the table are the contractual undiscounted cash flows. Balances due within 12 months equal their carrying balances as the impact of discounting is not significant.

	31-Mar-24				31-Mar-23			
	Less than 1 year	1-5 year	More than 5 years	Total	Less than 1 year	1-5 year	More than 5 years	Total
Non-derivatives								
Lease liabilities	503.03	-	-	503.03	618.93	1,134.71	-	1,753.64
Trade payables	5,020.34	-	-	5,020.34	63.00	-	-	63.00
Other financial liabilities	65.00	-	-	65.00	27.00	-	-	27.00

28. Capital management

The Company's capital management objectives are

- (i) To ensure the Company's ability to continue as a going concern
- (ii) To provide an adequate return to shareholders

The Company monitors capital on the basis of the carrying amount of equity less cash and cash equivalents as presented on the face of balance sheet.

Management assesses the Company's capital requirements in order to maintain an efficient overall financing structure while avoiding excessive leverage. This takes into account the subordination levels of the Company's various classes of debt. The Company manages the capital structure and makes adjustments to it in the light of changes in economic conditions and the risk characteristics of the underlying assets. In order to maintain or adjust the capital structure, the Company may adjust the amount of dividends paid to shareholders, return capital to shareholders, issue new shares, or sell assets to reduce debt.

The amount managed as capital by the Company for the reporting periods under review are summarized as follows:

Particulars	31-Mar-24	31-Mar-23
Borrowings (including current maturities)	-	-
Less: cash and cash equivalents (note 9)	(2,197.73)	(785.56)
Adjusted net debt (A)	(2,197.73)	(785.56)
Total equity ⁽ⁱ⁾	8,562.69	9,809.40
Net debts to equity ratio	NA	NA

(i) Total equity includes capital and all reserves of the Company that are managed as capital.

(This space has been intentionally left blank)



Neotec Insurance Brokers Limited**Significant accounting policies and notes to the financial statements for the year ended 31 March 2024**

(All amount in Rs. Thousands, unless stated otherwise)

29. As per Ind AS-24 "Related Party Disclosure", the related parties where control exist or where significant influence exists and with whom transactions have taken place are as below

(a) Related party list

Nature of relationship	Related parties
I. Holding Company	RattanIndia Enterprises Limited
II. Fellow subsidiaries	Cocoblu Retail Limited (wef 03 November 2021) Neobrand Limited (wef 10 November 2022) Neonise Technologies FZCO (Foreign subsidiary wef 27 December 2021) Neosky India Limited (wef 20 September 2021) Neotec Enterprises Limited RattanIndia Investment Manager Private Limited (wef 19 June 2021) Revot Intellicorp Private Limited (Associate until 12 January 2023 & Subsidiary wef 13 January 2023) RattanIndia Enterprises Limited Employee Welfare Trust*
III. Fellow Sub-subsidiaries	Throttle Aerospace Systems Private Limited (wef 25 May 2022) (60% subsidiary of Neosky India Ltd) Revolt Coco Limited (wef 28 March 2024) (100% subsidiary of Revot Intellicorp Private Limited)

IV Key management personnel

Name	Designation
Rajiv Rattan*	Director and Chairman of the Holding company
Amit Jain (PAN - AFKPJ7410C)	Chief Financial Officer of the Holding company (w e f. 02 April 2022 to 19 May 2023)
Amit Jain (PAN - AEUPJ9311H)	Chief Financial Officer of the Holding company (upto 02 April 2022)
Vinu Balwant Saini (PAN - AFSPB8478G)	Chief Financial Officer of the Holding company (w e f 20 May 2023 to 23 Aug 2023)
Ashok Kumar Sharma	Chief Financial Officer of the Holding company (w e f. 24 Aug 2023)
Rajesh Arora	Company Secretary of the Holding company
Rajesh Kumar	Whole-time Director of the Holding company (w e f. 01 Apr 2023)
Amit Jain (PAN - AEUPJ9311H)	Director of the Company
Sunnder Kumar Aery	Director of the Company
Sudeep Kumar	Director of the company (upto 6th July 2022)
Ajay Kumar	Director of the Company (wef 6th July 2022 to 31st July 2023)
Manoj Kumar	Director of the Company (wef 31st July 2023)

*Retransition from Executive Director (Chairman) to Non-Executive Director (Chairman) w.e.f. 29.10.2022

(b) Related party transactions**V Summary of significant transactions with related parties for the year ended 31 March 2024 and 31 March 2023**

Name	For the year ended	Management support services	Other expense reimbursement	Rental expenses	Maintenance expenses
Holding company					
RattanIndia Enterprises Limited	31 March 2024	4,031.52	2.42	618.94	103.50
	31 March 2023	-	-	618.94	103.50

VI Outstanding balances as at 31 March 2024 and 31 March 2023

Name	For the year ended	Management support services payable	Other expense reimbursement payable	Rental payable	Maintenance expenses payable
Holding company					
RattanIndia Enterprises Limited	31 March 2024	(1,104.20)	-	(55.70)	(10.01)
	31 March 2023	-	-	-	-

* RattanIndia Enterprises Limited Employees Welfare Trust is not a related party as per the definition under IND AS 24. However, the same has been included in view of good corporate governance practice.

30. Stock Option Schemes of RattanIndia Enterprises Limited ("REL ESOP 2022"):

(i) During the previous year ended March 31, 2023, RattanIndia Enterprises Limited Employee Stock Option Plan 2022 ("REL ESOP 2022") was formulated and is administered through REL Employee Welfare Trust (hereinafter "Trust"). The Trust had acquired equity shares of the Company from the open market against the loan given by the Company to the Trust which is payable on demand. The financial results of the Trust have been included in the standalone and consolidated financial results of the Company in accordance with the requirements of IND AS and cost of such treasury shares has been presented as a deduction in "Other Equity". Such number of equity shares (held by the Trust) have been excluded while computing basic and diluted earnings per share. As of March 31, 2024, the Trust holds 1,381,988 equity shares (Face value of Rs. 2 each) of the Holding Company.

The Nomination & Remuneration Committee of Holding Company:

(ii) During the year ended March 31, 2024, approved the grant of 3,000,000 stock options to the eligible employees at an exercise price of Rs. 61.15 per share on September 4, 2023.

(iii) Subsequent to the Balance Sheet date, approved the grant of 2,500,000 stock options to the eligible employees at an exercise price of Rs. 76.20 per share on April 9, 2024.

The above stock options shall vest over a period of 3 years from the date of grant and are exercisable within a period of 3 years from the date of vesting



31. Earnings per Share:


Particulars	For the year ended 31 March 2024	For the year ended 31 March 2023
Profit / (Loss) after tax	392.21	(190.60)
Weighted average number of Equity Shares used in	10,00,000.00	10,00,000.00
Weighted average number of Equity Shares used in	10,00,000.00	10,00,000.00
Nominal Value per Equity Share - (Rs.)	10.00	10.00
Basic earnings per Share - (Rs.)	0.39	(0.19)
Diluted earnings per Share - (Rs.)	0.39	(0.19)

32. Effective tax reconciliation

Particulars	For the year ended 31 March 2024	For the year ended 31 March 2023
Profit/(Loss) before tax	405.69	(1,638.92)
Domestic tax rate	25.17%	25.17%
Expected tax expense [A]	102.10	(412.48)
Adjustment for deductible expenses	-	-
Expenses disallowed under income tax act 1961	0.76	-
Deferred tax asset not recognized	-	412.48
Earlier years tax adjustments (net)	-	-
ROU Assets	(1.99)	-
Adjustment of brought forward losses	(79.76)	-
Total adjustments [B]	(80.99)	412.48
Actual tax expense [C=A+B]	21.11	-
Tax expense comprises		
Current tax expense	13.48	-
Earlier years tax adjustments (net)	-	-
Tax expense recognized in Statement of profit and	13.48	-

33. Deferred tax assets on unabsorbed depreciation/ brought forward losses is recognised only to the extent of probability of availability and certainty of future taxable profits with convincing evidence and accordingly deferred tax assets has not been recognised on above.

(This space has been intentionally left blank)



Neotec Insurance Brokers Limited
Significant accounting policies and notes to the financial statements for the year ended 31 March 2024

(All amount in Rs. Thousands, unless stated otherwise)

34. Ratios

Following are analytical ratios for the year ended 31 March 2024 & 31 March 2023 respectively.

Particulars	Numerator	Denominator	31-Mar-24	31-Mar-23	Variance
Current ratio ⁽¹⁾	Current assets	Current liabilities	1.82	10.25	-82.21%
Debt - equity ratio	Total debt	Shareholder's equity	N/A	N/A	-
Debt service coverage ratio	Earnings before interest, tax & depreciation	Debt service (Interest + Principal repayment due)	N/A	N/A	-
Return on equity (ROE)	Net profits after taxes	Average shareholder's equity	4.69%	-18.23%	22.92%
Trade receivables turnover ratio ⁽²⁾	Revenue from operation	Average trade receivables	17.43	1.85	839.74%
Trade payable turnover ratio	Purchase of services and other expenses	Average trade payables	N/A	N/A	-
Net capital turnover ratio ⁽³⁾	Revenue from operation	Working capital (Current asset – Current liabilities)	0.60	0.01	5586.17%
Net Profit ratio ⁽⁴⁾	Net profit	Revenue from operation	3%	-491%	493.87%
Return on capital employed (ROCE)	Earnings before interest and tax	Capital employed (Shareholder's fund + long term liabilities)	11.91%	-12.17%	24.08%
<i>Return on investment (ROI)</i>					
Unquoted	Income generated from Investment	Time weighted average investment	-	-	-
Quoted	Income generated from Investment	Time weighted average investment	6.02%	4.72%	1.30%

(1) There is decrease in current ratio due to increase in current liabilities.


(2), (3) & (4) Due to increase in turnover

35. Disclosures under the Micro, Small and Medium Enterprises Development Act, 2006 :

Particulars	As at 31 March 2024	As at 31 March 2023
(i) Principal amount remaining unpaid to any supplier as at the end of the accounting year;	817.61	-
(ii) Interest due thereon remaining unpaid to any supplier as at the end of the accounting year;	-	-
(iii) The amount of interest paid by the buyer in terms of section 16 of the Micro, Small and Medium Enterprises Development Act, 2006, along with the amount of the payment made to the supplier beyond the appointed day;	-	-
(iv) The amount of interest due and payable for the period of delay in making payment (which have been paid but beyond the appointed day during the year) but without adding the interest specified under the Micro, Small and Medium Enterprises Development Act, 2006;	-	-
(v) The amount of interest accrued and remaining unpaid at the end of the accounting year;	-	-
(vi) the amount of further interest remaining due and payable even in the succeeding years, until such date when interest dues above are actually paid to the small enterprise, for the purpose of disallowance of a deductible expenditure under section 23 of Micro, Small and Medium Enterprises Development Act, 2006.	-	-

The above information regarding Micro, Small and Medium Enterprises has been determined to the extent such parties have been identified on the basis of information available with the Company. This has been relied upon by the auditors.

(This space has been intentionally left blank)



36. Leases disclosure:

The Company has entered into sublicence agreement with RattanIndia Enterprises Limited (Sub-licensor) for the use of licensed premises for carrying business for term of 37 months, which has been considered as finance lease as per IND AS 116.

The table below describes the nature of the Company's leasing activities by type of right-of-use asset recognised on balance sheet:

Right of use assets	No of right-of use assets leased	Range of remaining term	Average remaining lease term	No of leases with extension options	No of leases with purchase options	No of leases with variable payments linked to an index	No of leases with termination options
Office Premises	1	10 months	10 months	-	-	-	1

b) Additional information on the right-of-use assets by class of assets is as follows:

Right-of use assets	Carrying amount as on 31 March 2023	Additions	Depreciation	Deletion	Carrying amount as on 31 March 2024
Office Premises	1,032.96	-	562.60	-	470.36

c) Lease liabilities are presented in the statement of financial position as follows:

Particulars	31-Mar-24	31-Mar-23
Current	503.03	570.52
Non-current	-	503.03
Total	503.03	1,073.55

d) The undiscounted maturity analysis of lease liabilities at 31 March 2024 is as follows:

Particulars	Less than 1 year	1-5 year	More than 5 years	Total
Lease payments	515.78	-	-	515.78
Net present values	515.78	-	-	515.78

e) The Company had total cash outflows for leases of ₹ 618.94 thousands in 31 March 2024 (₹ 618.93 thousands in 31 March 2023).

The following are the amounts recognised in profit or loss:

Particulars	31-Mar-24	31-Mar-23
Depreciation expense on right-of-use assets	562.60	63.40
Interest expense on lease liabilities	48.42	12.02
Expense relating to short-term leases (included in other expenses)	-	-



Neotec Insurance Brokers Limited

Significant accounting policies and notes to the financial statements for the year ended 31 March 2024

(All amount in Rs. Thousands, unless stated otherwise)

37. There is neither any contingent liability nor any commitments to be reported as at 31 March 2024 & 31 March 2023 respectively.
38. The Company do not have any transactions with struck off companies.
39. The figures for the pervious year are re-casted/ re-grouped, wherever necessary

For MRKS and Associates

Chartered Accountants

FRN No. 023711N



Kamal Ahuja

Partner

Membership No. 505788




Place : New Delhi

Date : 24 May 2024



For and on behalf of the Board of Directors



Surinder Kumar Aery

Director

DIN-02430754

Place : New Delhi

Date : 24 May 2024



Amit Jain

Director

DIN-06802414

Place : New Delhi

Date : 24 May 2024